

AQUA
Collection

Reflection

SSC














PLATINUM CONCEPT & SOLUTIONS AQUA COLLECTION

Silk | Velvet | Crepe | Moire | Denim
Elegance, Functionality & Freedom of design

PCS Porcelain mosaics are a cultivation of a feeling, creation of expectation & excitement, a promise of quality & service – an emotional response to architectural needs with different looks and colours.

PCS gives you the flexibility to select, mix and merge – items, techniques, sizes, looks and colours. Such combinations create infinite and unique design possibilities to suit your taste and ambience. Through PCS range, designer have freedom to explore 1000+ options with 7 sizes, 6 looks and 200+ colours.











AQUA Collection of PCS offers 275 options in 5 looks. With this new AQUA collection you can implement creative ideas to beautify your Swimming pool, Bathroom, Spa, Jacuzzi etc.

DURABILITY		Porcelain Body ≤ 0.5% water absorption	ADAPTABILITY		Easy to fix on curved surfaces																																			
STRENGTH		8 mm Thickness for better strength	DESIGN CUSTOMISATION		Techniques Sizes Looks Colours																																			
7 MODULAR SIZES		<ul style="list-style-type: none"> ■ 2.5 x 2.5 cm ■ 5 x 5 cm ■ 7.5 x 7.5 cm ■ 10 x 10 cm ■ 2.5 x 5 cm ■ 2.5 x 7.5 cm ■ 5 x 10 cm 	SEAMLESS EFFECT		Mosaic application creates seamless effect																																			
TECHNIQUES		Aligned Classic Modular Infinite pattern possibilities	SURFACE COMPATIBILITY		8 mm thickness Better compatibility with ceramic tile surface																																			
SAFETY		Grip On Floor for better grip in wet areas	OPTIONS		1000+ to explore 7 sizes 6 looks 200+ colours																																			
INNOVATIVE ASSEMBLING		State-of-the-art Polyurethane link assembling through Robot	AQUA COLLECTION	<table border="1"> <thead> <tr> <th>No.</th> <th>Looks</th> <th>No. of Formats</th> <th>No. of Colours</th> <th>Total Options</th> </tr> </thead> <tbody> <tr> <td>1</td> <td>Silk</td> <td>5</td> <td>20</td> <td>100</td> </tr> <tr> <td>2</td> <td>Velvet</td> <td>5</td> <td>20</td> <td>100</td> </tr> <tr> <td>3</td> <td>Crepe</td> <td>3</td> <td>20</td> <td>60</td> </tr> <tr> <td>4</td> <td>Denim</td> <td>2</td> <td>4</td> <td>8</td> </tr> <tr> <td>5</td> <td>Moire</td> <td>1</td> <td>7</td> <td>7</td> </tr> <tr> <td colspan="4">Total Option</td> <td>275</td> </tr> </tbody> </table>		No.	Looks	No. of Formats	No. of Colours	Total Options	1	Silk	5	20	100	2	Velvet	5	20	100	3	Crepe	3	20	60	4	Denim	2	4	8	5	Moire	1	7	7	Total Option				275
No.	Looks	No. of Formats	No. of Colours	Total Options																																				
1	Silk	5	20	100																																				
2	Velvet	5	20	100																																				
3	Crepe	3	20	60																																				
4	Denim	2	4	8																																				
5	Moire	1	7	7																																				
Total Option				275																																				

* Any other formats on request (Non Standard)



DIMENSION & WEIGHT									
Particulars		Aligned						Classic / Modular	
		2.5 x 2.5 cm	2.5 x 5 cm	2.5 x 7.5 cm*	5 x 5 cm	5 x 10 cm	7.5 x 7.5 cm*	10 x 10 cm	Design dependent
Mosaic	Nominal Size	2.5 x 2.5 cm	2.5 x 5 cm	2.5 x 7.5 cm	5.07 x 5.07 cm	5.07 x 10.07 cm	7.6 x 7.6 cm	10.1 x 10.1 cm	Design dependent
	Actual Size	2.34 x 2.34 cm	2.34 x 4.84 cm	2.34 x 7.34 cm	4.84 x 4.84 cm	4.84 x 9.84 cm	7.34 x 7.34 cm	9.84 x 9.84 cm	Design dependent
	Thickness	~ 8 mm							
Sheet	Mosaic Pcs.	12 x 12 = 144 Pcs.	12 x 6 = 72 Pcs.	12 x 4 = 48 Pcs.	6 x 6 = 36 Pcs.	6 x 3 = 18 Pcs.	4 x 4 = 16 Pcs.	3 x 3 = 9 Pcs.	Design dependent
	Nominal Size	30 x 30 cm	30 x 30 cm	30 x 30 cm	30.42 x 30.42 cm	30.42 x 30.21 cm	30.42 x 30.42 cm	30.42 x 30.42 cm	Design dependent
	Actual Size	29.84 x 29.84 cm	29.84 x 29.84 cm	29.84 x 29.84 cm	30.19 x 30.19 cm	30.19 x 29.98 cm	30.15 x 30.15 cm	30.12 x 30.12 cm	Design dependent
	Joint Gap	~ 1.6 mm	~ 1.6 mm	~ 1.6 mm	~ 2.30 mm	~ 2.30 mm	~ 2.65 mm	~ 3.0 mm	~ 1.6 mm
	Coverage	0.090m ² / 0.969H ²	0.090m ² / 0.969H ²	0.090m ² / 0.969H ²	0.093m ² / 0.996H ²	0.092m ² / 0.989H ²	0.093m ² / 0.996H ²	0.093m ² / 0.996H ²	Design dependent
	Weight	~ 1.500 kgs							
Sq.Mtr.	No. of sheets	~ 11							
	Weight	~ 16.500 kgs							

TECHNICAL CHARACTERISTICS & TEST DATA			
	WATER ABSORPTION	ISO 10545-3	≤ 0.5%
	BREAKING STRENGTH	ISO 10545-4	Passes
	MODULUS OF RUPTURE	ISO 10545-4	Passes
	RESISTANCE TO GLAZE ABRASION	ISO 10545-7	Resistant
	RESISTANCE TO THERMAL SHOCK	ISO 10545-9	Resistant
	RESISTANCE TO GLAZE CRACKING	ISO 10545-11	Resistant
	RESISTANCE TO FROST	ISO 10545-12	Resistant
	RESISTANCE TO CHEMICAL ATTACK	ISO 10545-13	Resistant
	RESISTANCE TO STAIN	ISO 10545-14	Resistant
	LIGHT AND COLOUR FASTNESS	DIN 51094 / SS301	Passes

*Available in 'Aqua' collection

Mosaic colours shown here are purely indicative, tonal variation is an inherent characteristics of high temperature fired product.

Aesthetic Classes

(ANSI A137.1-2008)



CU Very Uniform Appearance



CU Uniform Appearance



CU Slight Variation



CU Moderate Variation



CU Substantial Variation



Strenght

PCS Porcelain mosaic being small format and having 8mm thickness, it has high modulus of rupture (MOR) value, wich makes the product stronger and sustainable in floor areas.



Durable

PCS Porcelain mosaic being dry pressed mosaics falling under the group Bla as a specified under European norm, EN 14411, having $\leq 0.5\%$ water absorption makes the product more robust and durable.



Adaptability

Ideal for shower floors because of their smaller size which gives the the flexibility to follow the contour of the floor as it slopes to the drain.



Safety

In Additional to aesthetic appeal & functional benefits, one of the important aspects of interior designing is safety of people living in. PCS ensures the deepest concern of safety as mosaics with gaps give a better grip underfoot, especially in wet areas like bathroom, kitchen, swimming pools etc.



PLATINUM
CONCEPT&SOLUTIONS

Silk Satin effect

■ 2,5 x 2,5 cm | 5 x 5 cm | 10 x 10 cm ■ 2,5 x 5 cm | 5 x 10 cm



Velvet Gloss effect

■ 2,5 x 2,5 cm | 5 x 5 cm | 10 x 10 cm ■ 2,5 x 5 cm | 5 x 10 cm



Silk Satin effect

■ 2,5 x 2,5 cm | 5 x 5 cm | 10 x 10 cm ■ 2,5 x 5 cm | 5 x 10 cm



Velvet Gloss effect

■ 2,5 x 2,5 cm | 5 x 5 cm | 10 x 10 cm ■ 2,5 x 5 cm | 5 x 10 cm



Moire Cloud effect

■ 5 x 5 cm



1325-M1



1340-M1



1332-M1



1363-M1



1337-M1



1326-M1



1364-M1

Crepe Crackle effect

■ 5 x 5 cm | 7.5 x 7.5 cm* ■ 2.5 x 7.5 cm*



3420-C2



3419-C1



3374-C2



3367-C1



3364-C1



3375-C2



3368-C1



3365-C1

Denim Shading effect

■ 5 x 5 cm | 7.5 x 7.5 cm*



2326-D1




2332-D1




2332-D2



2332-D3



2340-D1




2337-D1



2337-D2



2337-D3



2340-D2



2337-D4



2337-D5



2337-D6



2340-D3



2337-D7



2337-D8



2337-D9

Crepe Crackle effect

■ 5 x 5 cm | 7.5 x 7.5 cm* ■ 2.5 x 7.5 cm*



3330-C1



3324-C1



3301-C1



3332-C1



3325-C1



3350-C1



3339-C1



3336-C1



3326-C1



3340-C1



3337-C1



3328-C1

Silk Satin effect

■ 2.5 x 2.5 cm | 5 x 5 cm | 10 x 10 cm ■ 2.5 x 5 cm | 5 x 10 cm



Silk Satin effect

■ 2.5 x 2.5 cm | 5 x 5 cm | 10 x 10 cm ■ 2.5 x 5 cm | 5 x 10 cm



CV1

101-S¹



CV1

102-S¹




CV1

138-S¹



CV2

135-S¹



CV1

126-S¹



CV1

139-S²



CV1

136-S¹




CV1

127-S²



CV1

140-S³



CV1

137-S³



CV1

128-S³

Velvet Gloss effect

■ 2.5 x 2.5 cm | 5 x 5 cm | 10 x 10 cm ■ 2.5 x 5 cm | 5 x 10 cm



Velvet Gloss effect

■ 2.5 x 2.5 cm | 5 x 5 cm | 10 x 10 cm ■ 2.5 x 5 cm | 5 x 10 cm



CV1

301-V¹



CV1

302-V¹



CV1

338-V¹



CV2

335-V¹



CV1

326-V¹



CV1

339-V²



CV1

336-V¹



CV1

327-V²



CV1

340-V³



CV1

337-V³



CV1

328-V³

Moire Cloudy effect

■ 5 x 5 cm



CV2

1325-M²



CV2

1340-M³



CV2

1332-M²



CV2

1363-M²



CV2

1337-M³



CV2

1328-M³



CV2

1364-M²

Denim Shading effect

■ 5 x 5 cm | 7.5 x 7.5 cm*



CV2

2328-D³

CV2

2332-D²



CV2


2340-D³

CV2

2337-D³

Crepe Crackle effect

■ 5 x 5 cm | 7.5 x 7.5 cm* ■ 2.5 x 7.5 cm*



Crepe Crackle effect

■ 5 x 5 cm | 7.5 x 7.5 cm* ■ 2.5 x 7.5 cm*



* Available on request



PLATINUM
CONCEPT&SOLUTIONS

CTG SRL
Via Quattro Passi 2A
41043 Formigine (MO), Italy
P.Iva 02706420367